

## III sport

S2000

S2000 AP2

Code No. 80155-AH003

**HIPERMAX III Sport 09SPEC**  
ADVANCED EFFECT ON SUSPENSION SYSTEM



▲ The above photo is an item for BNR34.

**Sport model for winding road driving.**

## Application

Engine	F22C
Model Year	05/11 - 09/09
Remarks	Not tested for AP2. Upper mount cannot be changed.

## Specification

	FRONT	REAR
Damping force adjustment	30 steps	30 steps
Base valve	-	-
Height adjustable lower bracket	○	○
Upper mount	Spherical bearing	Spherical bearing
Inverted/Normal type	Normal	Normal
Damper/Spring layout	Normal	Normal
Spring rate change at factory	Possible	Possible
Damping force adjustment with wire	-	-
Helper spring (Spring rate N/mm)	○ (4.7)	○ (4.7)

## Ride Height

mm

	Factory *2	Test data	Adjustable range High - Low *3	Drivable range High - Low *4
FRONT	Ride height *1	636	636	669 ~ 600
	Against stock	-33	-33	0 ~ -69
	Ride height *1	650	650	672 ~ 607

REAR	Against stock	-22	-22	0 ~ -65	0 ~ -65
------	---------------	-----	-----	---------	---------

\*1. Height from road surface to fender arch.

\*2. Height at factory is the data tested at HKS with the setting of Full Kit. (HKS' recommended setting.)

\*3. Adjustable range (However, the lowest value may not be road legal.

Even within the adjustable range, car body, arm etc. may contact. In such case, it will be hard to drive.

Damper oil leakage or any other problems caused by low ride height setting from the factory setting will void the warranty of the product.)

\*4. Drivable range that there is no contact of car body or arms etc. (However, change of tire/wheel size may cause a problem.)

Caution). Actual data depends on each vehicle.

### Kit information

#### Spring of Full Kit

	F	R
Spring rate N/mm(kgf/mm)	127 ( 13 )	108 ( 11 )
Free height (mm)	170	170
Spring type	Straight	Straight
Recommended range to change spring rate N/mm(kgf/mm)	±20 ( 2 )	±20 ( 2 )

#### Specification of damper

	F	R
Damping force (Rebound/Damping)N*	2560 / 1066	2136 / 858
Default position of dial	20	20
Remaining damper stroke (Rebound/Damping)mm	33 / 54	38 / 61

\* The value of the damping force is at piston speed of 0.1m/sec.

#### Setting data

	F				R			
	Default	Test	Drivable limit High *	Drivable limit Low *	Default	Test	Drivable limit High *	Drivable limit Low *
Length of case (mm)	420	420	442	420	285	285	300	284
Spring Set length(mm)	200	200	200	224	200	200	200	228
Length to ride height adjuster (mm)	62	62	84	38	29	29	44	0
Lever ratio			1.5				1.49	

\* Refer to the above explanation \*3 of ride height information for drivable high and low limitations.

### Test vehicle information



		F	R
Vehicle weight kg		614	630
Tire size (Air pressure) kPa		215 / 45 - 17 ( 220 )	245 / 40 - 17 ( 220 )
Wheel size		7.5 JJ × 17 off50	9 JJ × 17 off63
Alignment (Toe/Camber)	Test data	0 mm / -0°54'	in 2.7 mm / -1°33'
	Standard value	in 0 ± 2 mm / - 0°30' ±0° 10'	in 6 ± 2 mm / -1°30' ±0° 10'

\* Test data at HKS.

**Parts List** \* It may be changed without prior notice.

#### セット内容の確認

取付け前に、下記のセット内容の有無・数量を確認してください。

	フロントダンパーASSY	2
	リアダンパーASSY	2

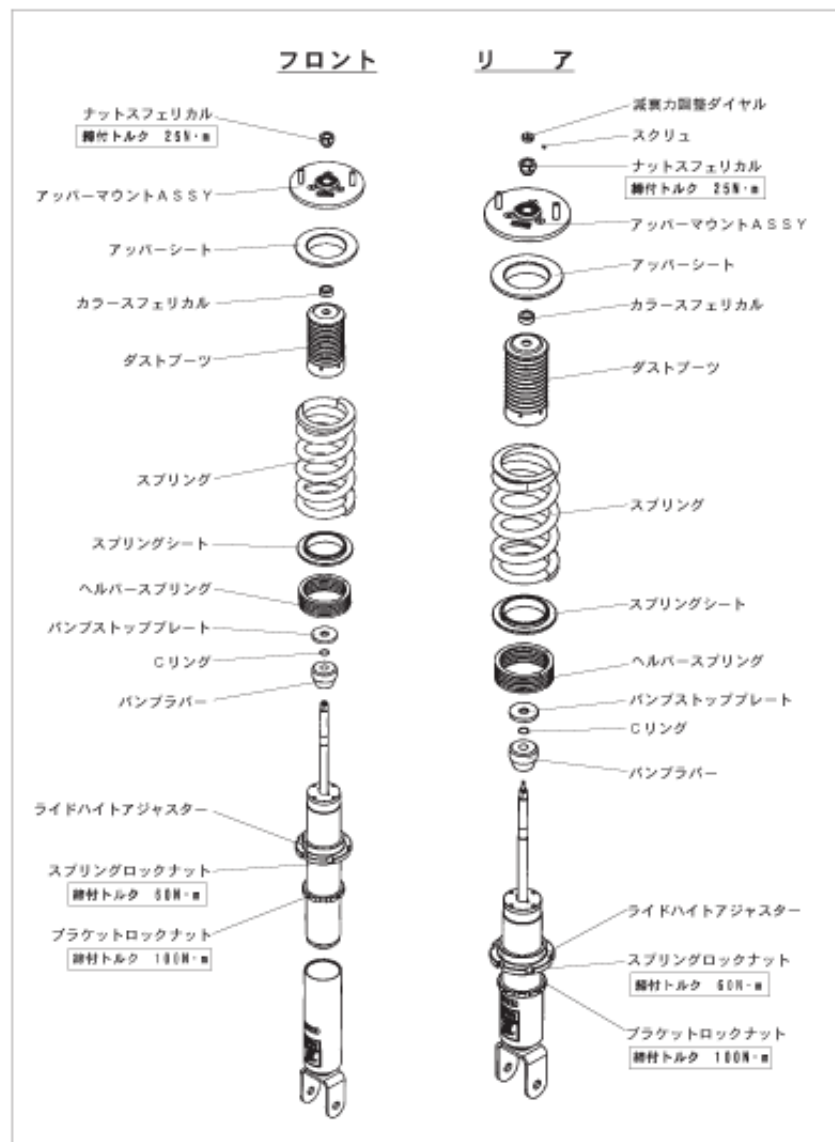
#### ACCESSORY KIT (G04491-H31010-00)

	ホースバンド	2		ワッシャ	2
汎用ブラケット (コードNo. 1799-SA010)	 ブラケット	2		減衰力調整ダイヤル (コードNo. 1799-SA025)	1
	フランジナット (M1.2)	4		フックレンチ (大)	2
	フランジナット	2		タイラップ	8
	ヘキサゴンヘッドボルト	2		取扱説明書 (本書)	1

※「ACCESSORY KIT」は「80155-AH003」のみ同梱されます。

※タイラップは本製品取付時、ケーブル等の固定に使用してください。

## ダンパー A S S Y 構成図



イラストと実際の製品とは形状が異なる場合があります。

Point

[ CLOSE ]

